



FINTRX Family Office Data Report

Q1 2020





Table of Contents

Q1 Data Summary

03

**Breakdown of New Family Offices
Added in Q1**

04

Monthly Breakdown

05

Conclusion

08

About FINTRX

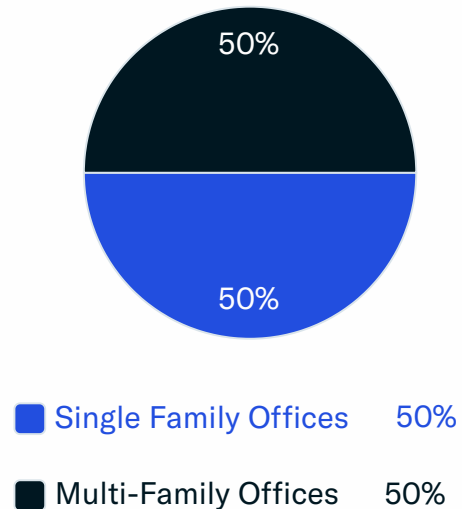
09

Q1 Data Summary

FINTRX kicked off 2020 by adding and updating hundreds of family office profiles and key contacts within our family office data and research platform.

In **Q1 of 2020**, a total of **116** new family offices were added to the **FINTRX** database, including **58** single family offices and **58** multi-family offices.

SFO vs MFO Breakdown
Q1 2020



Below is a brief data summary of our family office data activity from Q1:

JANUARY

2,500+

New Family Office
Data Points

1,712+

Updated Entities

FEBRUARY

2,664+

New Family Office
Data Points

2,247+

Updated Entities

MARCH

2,434+

New Family Office
Data Points

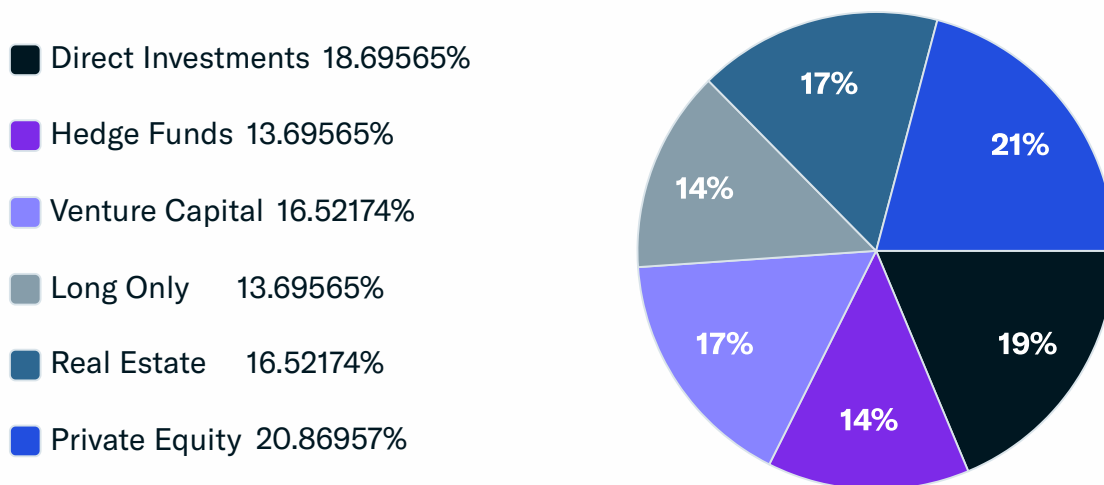
3,305+

Updated Entities

Continue reading for a closer look on how Q1 unfolded within our rapidly growing ecosystem of **2,826+** family offices, **11,126+** contacts and **11,120+** tracked investments.

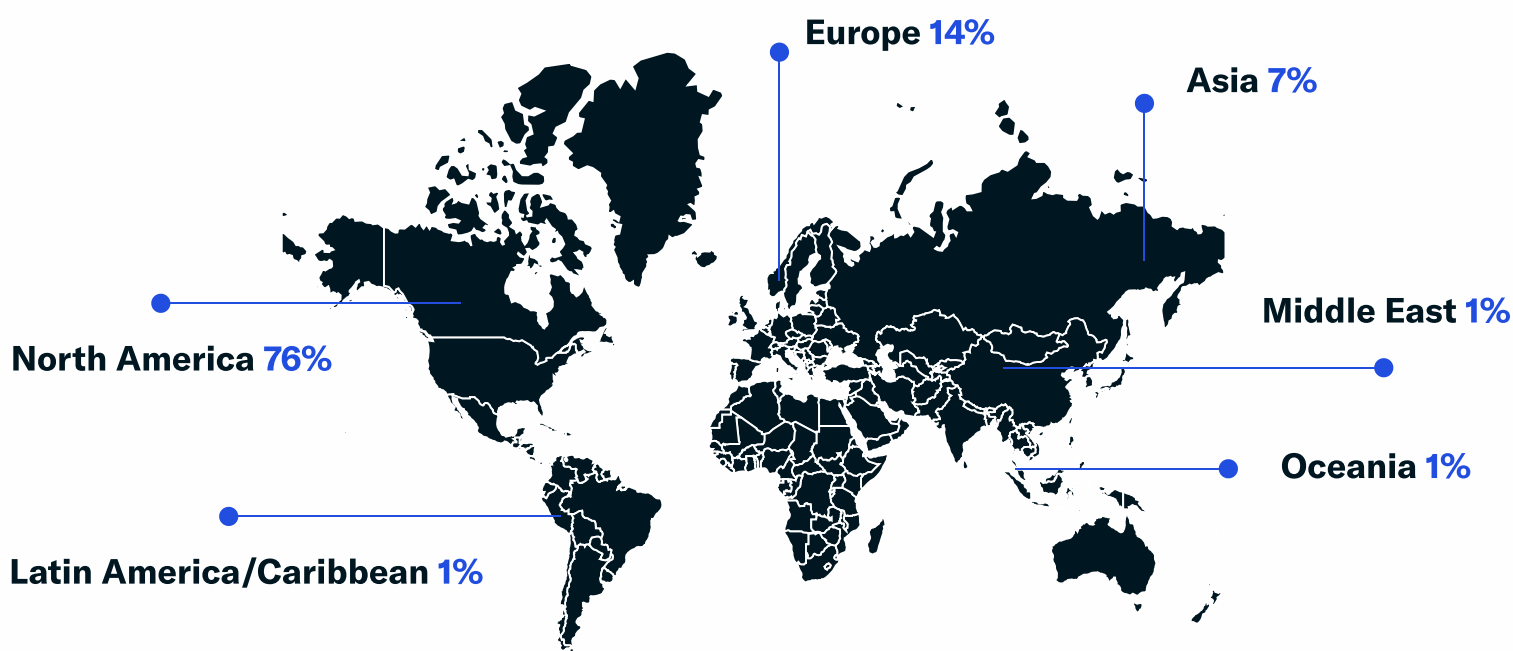
Breakdown of New Family Offices Added in Q1

Family Office Asset Class Interest Breakdown



Direct Investment Activity By Region

As family offices continue to show an increased exposure to direct private deals, users can filter by specific rounds of funding, sectors, industries, location and more.

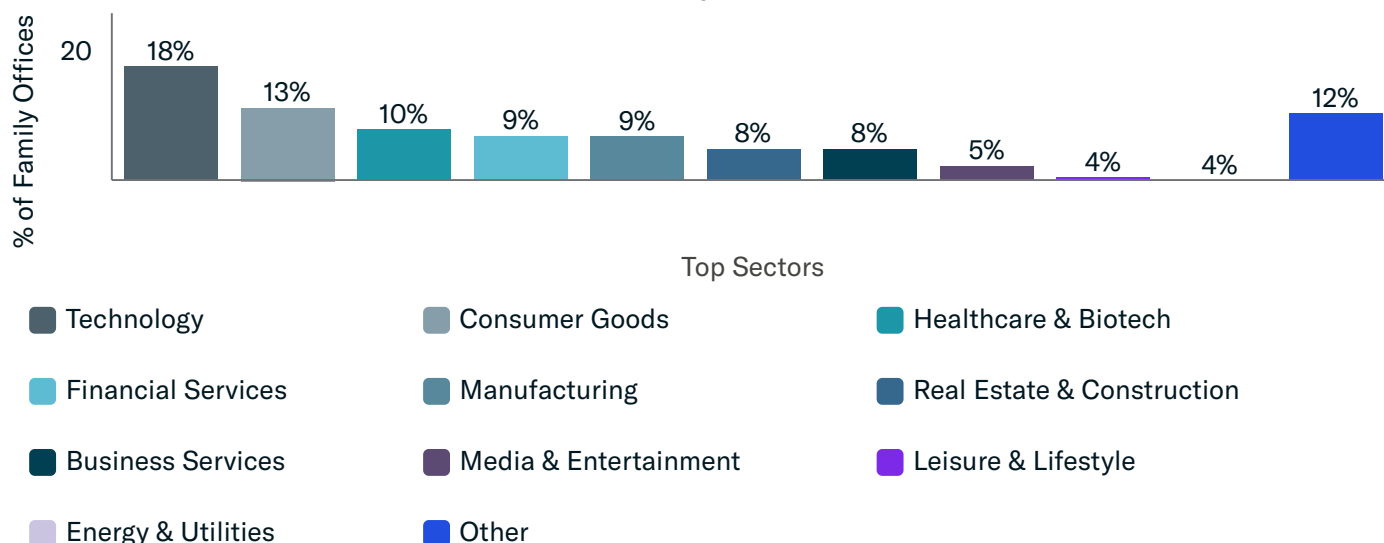


Monthly Breakdown

January

In January, FINTRX made **737** additions, **1,712** updates and added **504** new tracked investments within our family office data and research platform.

Family Office Direct Investment Activity
January 2020



39 family offices
194 family office contacts
504 new tracked
investments

737
Additions

Top 3 Sectors:
Technology: **18%**
Consumer Goods: **13%**
Healthcare & Biotech: **10%**

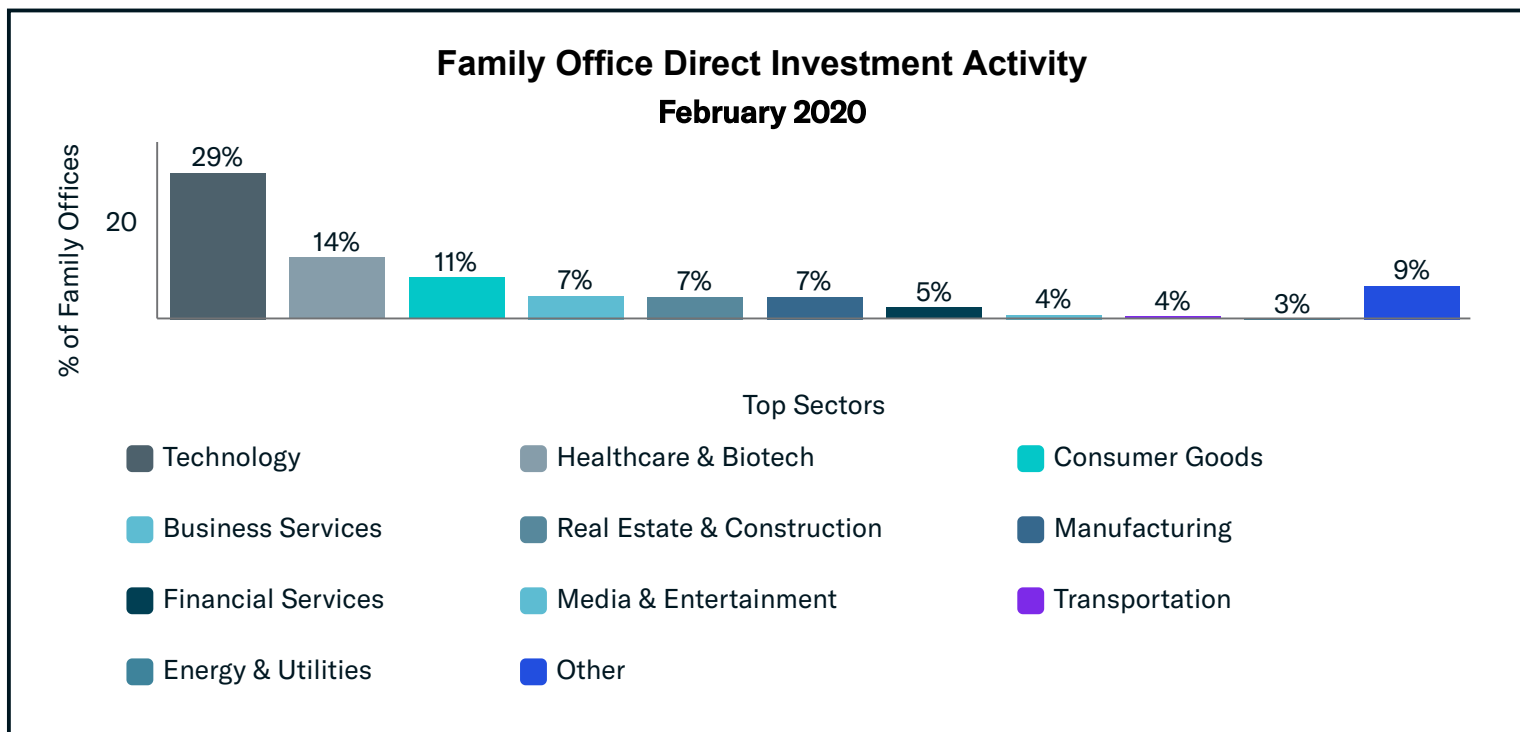
504
New Tracked
Investments

208 updated family offices
1,504 updated family
office contacts

1,712
Updates

February

In February, FINTRX made **1,979** additions, **2,247** updates and added **1,789** new tracked investments within our family office data and research platform.



41 family offices
149 family office contacts
1,789 new tracked
investments

1,979
Additions

Top 3 Sectors:
Technology: 29%
Healthcare & Biotech: 14%
Consumer Goods: 11%

1,789
New Tracked
Investments

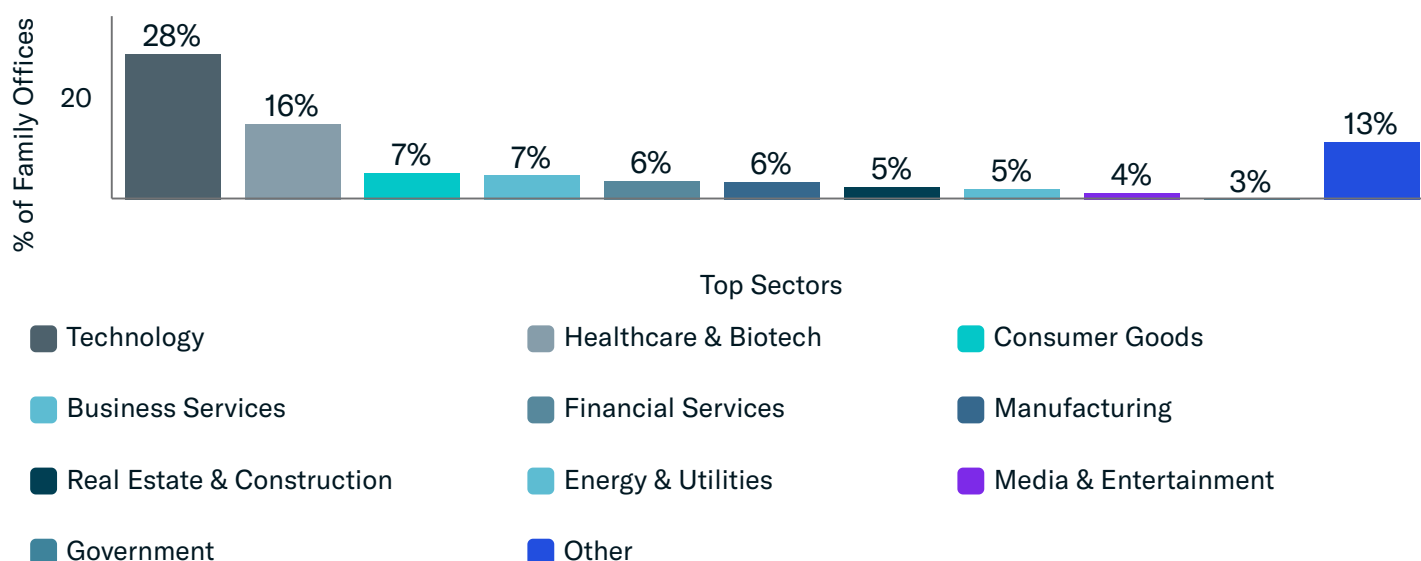
274 updated family offices
1,973 updated family
office contacts

2,247
Updates

March

In March, FINTRX ramped things up by making **2,190** additions to our family office data and research platform, as well as **3,305** updates and **1,961** new tracked investments.

**Family Office Direct Investment Activity
March 2020**



36 family offices
193 family office contacts
1,961 new tracked
investments

2,190
Additions

Top 3 Sectors:
Technology: 28%
Healthcare & Biotech: 16%
Consumer Goods: 7%

1,961
New Tracked
Investments

666 updated family offices
2,639 updated family
office contacts

3,305
Updates

Conclusion

As the family office market rapidly grows, the **FINTRX** research team is constantly expanding the coverage of the platform.

108%

DATA GROWTH
2018-2020

Parallel to the spike in wealth and family office being established on behalf of high net-worth families and individuals, the FINTRX platform maintains a strong awareness of the market and is consistently expanding the breadth of its family office content.

Leverage our custom suite of asset raising tools, each designed to optimize your prospecting efforts. Your custom filters, tasks, notes and custom lists keep you organized for a streamlined workflow.

Interested to see the **FINTRX** platform in action?

Schedule a demo with us today!



REQUEST DEMO



RUSS D'ARGENTO

FOUNDER & CEO

The values we share as a company are embodied in what is produced at **FINTRX** each and every day.

Our team members are dedicated, forward thinking, and driven by our mission. We strive to exemplify these values in a potential engagement with your team.

About FINTRX

FINTRX delivers an industry leading suite of family office data & research solutions to the private capital markets.



FINTRX is the leader in providing comprehensive family office intelligence - engineered to help you **identify**, **access** and **raise** family office capital.

Over the past 50 years, the number of family offices across the globe has risen substantially, becoming the preferred vehicle for the ultra-wealthy to direct their net worth. Family offices face little regulatory oversight creating a landscape that is difficult to assess and measure.

Until now.

Since inception, **FINTRX** has compiled **over half a million data points** on **2,826+** family offices globally, with detailed and continuously updated insights on **11,126+** contacts that work within them.

Understanding the reasons behind what makes family offices ideal investors can be a game-changer in terms of wealth preservation and wealth expansion.

Discover the Top Ten Reasons Family Offices are Great Investors



DOWNLOAD GUIDE

